

## COSMOPOLITAN ELECTROL®

### Electric Projection Screen

When ordering, make appropriate selections:

- Select size from charts.
- Select viewing surface:
  - Matte White
  - High Contrast Matte White
  - Glass Beaded
  - Video Spectra™1.5
  - High Power
- Options (priced separately):
  - Black 'Extra Drop' to lower picture area more than normal. Maximum total drop 13' including picture area.
  - White 'Extra Drop' to lower picture area more than normal. Maximum total drop 13' including picture area.
  - Floating Mounting Bracket allows the screen to be mounted either on the wall or ceiling at most secure position. Release two set-screws to move screen left or right for proper centering on the wall or alignment to projector. Available in black or white.
  - No. 6, 6" Non-adjustable extension brackets.
  - No. 11, 10" or 14" Non-adjustable extension brackets.
  - No. 23, 14-1/2" - 24" adjustable extension brackets.
  - Ivory Control Switch to replace Standard White.
  - Stainless Steel Control Switch to replace Standard Switch.
  - Locking Switch Cover Plate for 120V or L.V.C. Switch.
  - Key-Operated Switch (NOTE: Cannot be used with low-voltage system).
  - No Borders (Black masking borders standard).
  - Video Projector Interface Control, 12V or 5V.



Screen Options:

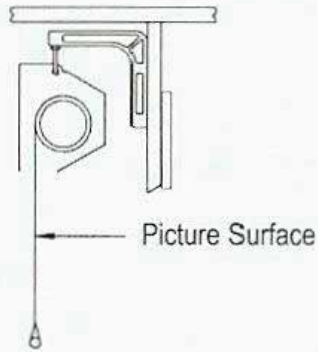
**Matte White:** Horizontal seams required when both dimensions exceed 10'.

**Glass Beaded:** Horizontal seams required when both dimensions exceed 8'.

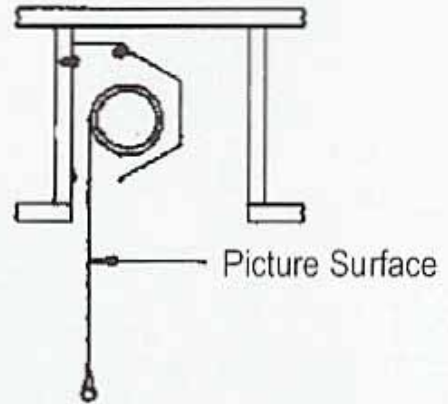
**Video Spectra™1.5 and High Contrast Matte White:** Available in sizes where both dimensions do not exceed 8'.

**High Power:** Available in sizes up to and including 9' x 12'. Horizontal seams required when both dimensions exceed 6'.

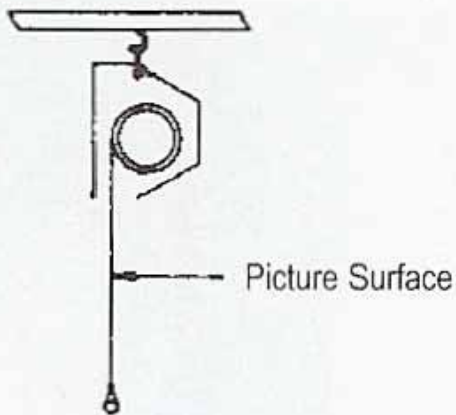
**Use No. 6 Brackets To Hang Behind Beam Or Valance**



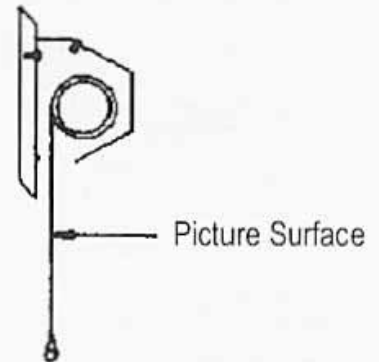
**Concealed**



**Ceiling Mounted**



**Wall-Mounted**



**Left View**

